

School Facilities Commission

Presentation for

The Wyoming Taxpayers Association

October 10, 2007



Where have we been?

Appropriations Pipeline

Budget Account	Capital Funds	Minor Capital Funds	Major Maintenance	Totals
Pipeline Transferred from WDE after inception of SFC	\$77,095,099	\$0	\$0	\$77,095,099
WDE Pipeline Projects	\$38,189,443	\$0	\$0	\$38,189,443
GRAND TOTAL	\$115,284,542	\$0	\$0	\$115,284,542

Appropriations 2003-2004 Biennium

Budget Account	Capital Funds	Minor Capital Funds	Major Maintenance	Totals
Capital Construction	\$39,092,947	\$0	\$54,686,960	\$93,779,907
Review & Analysis	\$5,650,000	\$0	\$0	\$5,650,000
Emergency Account	\$1,078,574	\$0	\$0	\$1,078,574
GRAND TOTAL	\$45,821,521	\$0	\$54,686,960	\$100,508,481

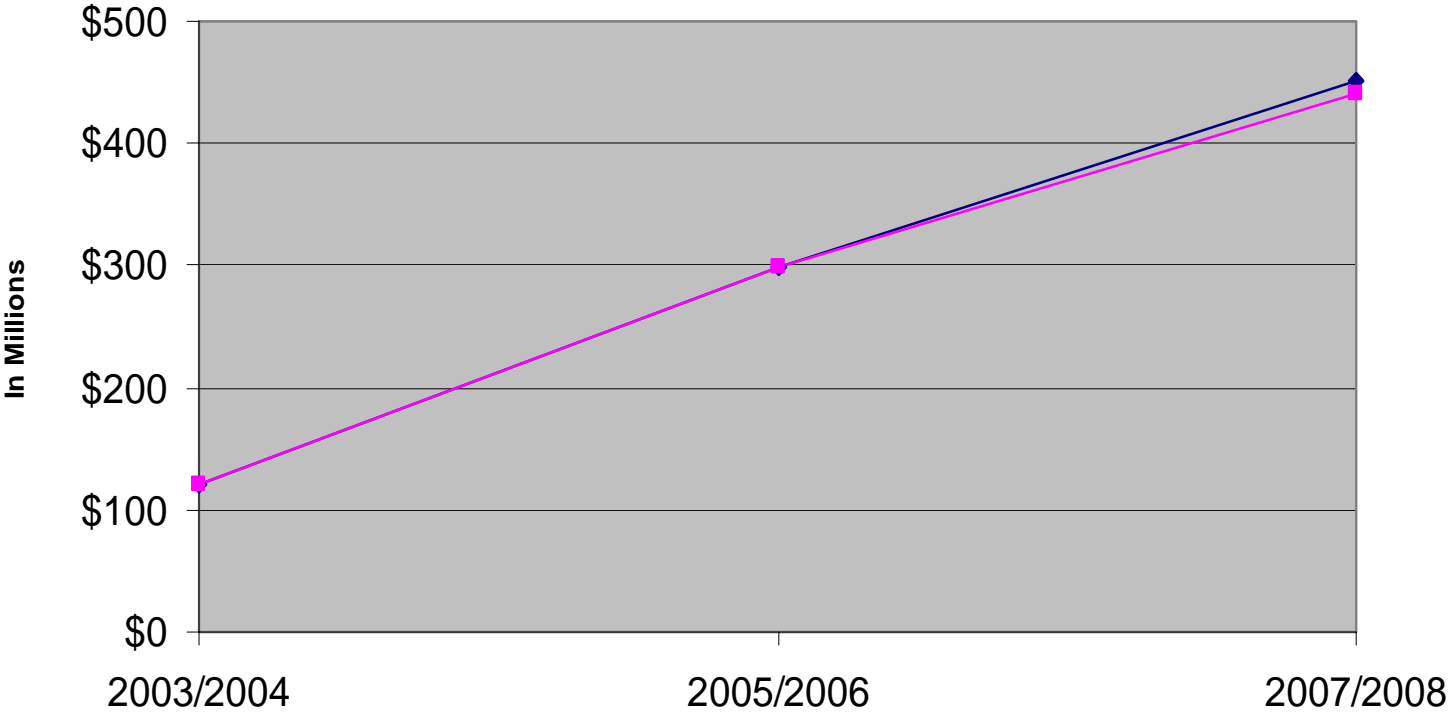
Appropriations 2005-2006 Biennium

Budget Account	Capital Funds	Minor Capital Funds	Major Maintenance	Totals
Capital Construction	\$280,194,042	\$18,378,120	\$67,780,404	\$366,352,566
Emergency Account	\$103,854	\$0	\$0	\$103,854
<i>GRAND TOTAL</i>	\$280,297,896	\$18,378,120	\$67,780,404	\$366,456,420

Appropriations 2007-2008 Biennium

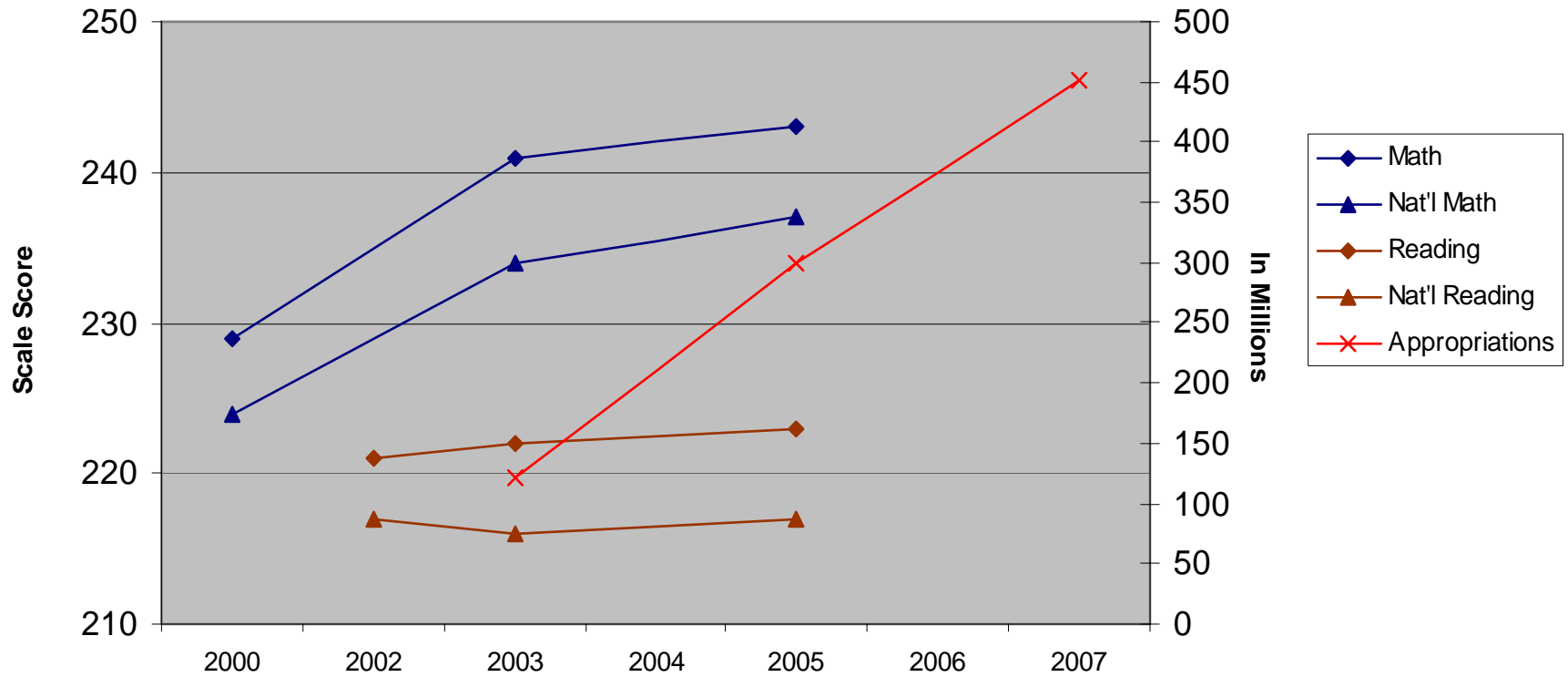
Budget Account	Capital Funds	Minor Capital Funds	Major Maintenance	Totals
Capital Construction	\$363,540,494	\$36,194,643	\$76,607,967	\$476,343,104
05/06 Inflation Funding	\$30,515,019	\$0	\$0	\$30,515,019
Value Engineering	\$3,000,000	\$0	\$0	\$3,000,000
SFC Contingency	\$11,000,000	\$0	\$0	\$11,000,000
Infrastructure	\$6,900,000	\$0	\$0	\$6,900,000
<i>GRAND TOTAL</i>	\$414,955,513	\$36,194,643	\$76,607,967	\$527,758,123

Total Appropriated Capital Construction Funds vs. Contractually Obligated Funds



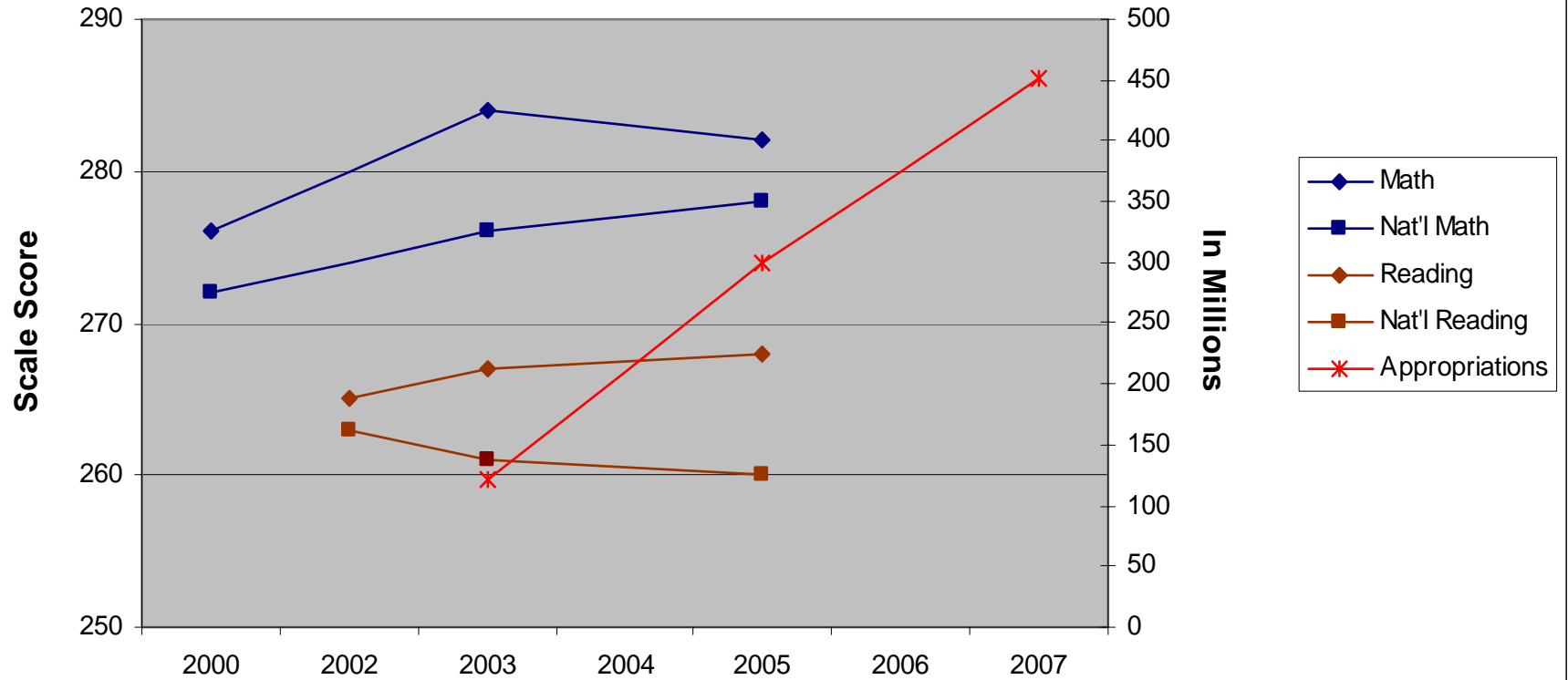
—◆— Funds Appropriated —■— Funds Obligated

Effect of Facilities Expenditures on Student Achievement 4th Grade NAEP Results



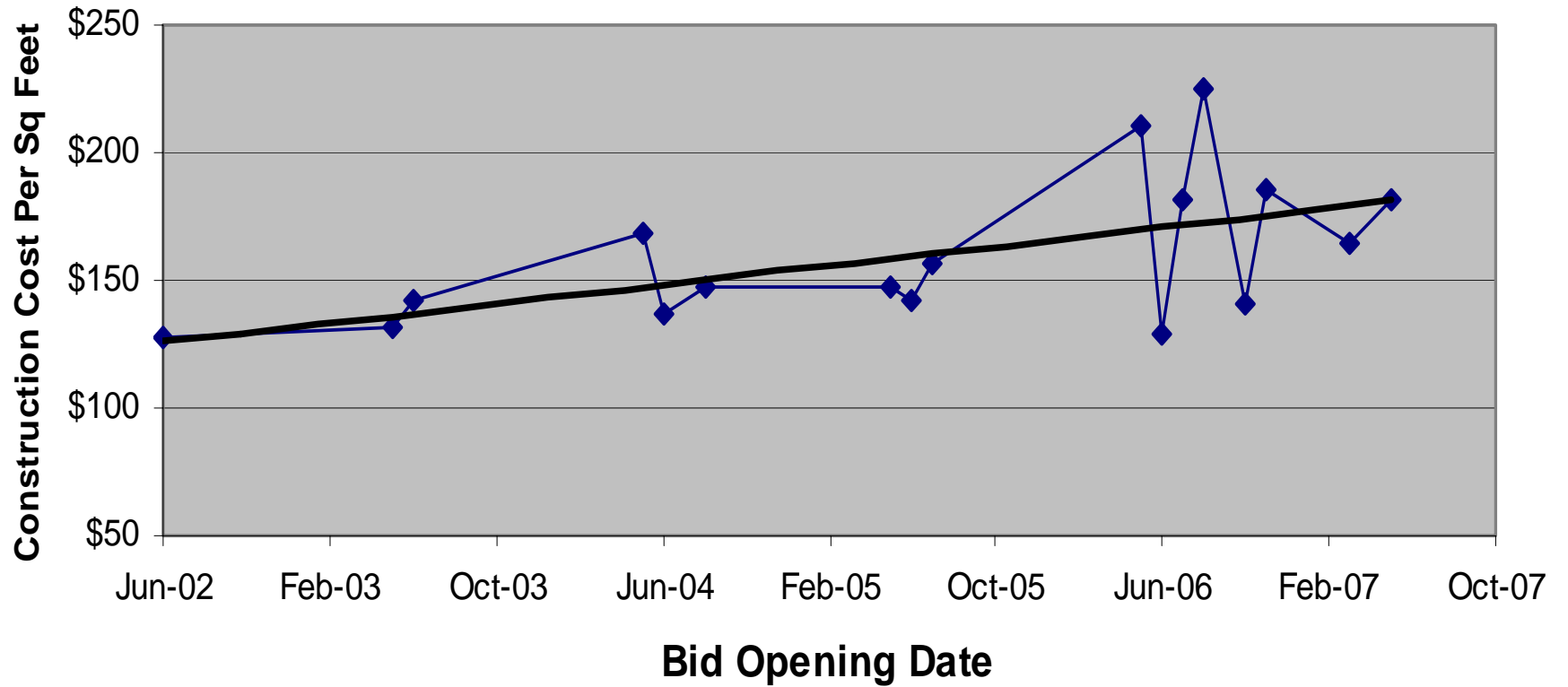
Source: IES - National Center for Education Statistics

Effect of Facilities Expenditures on Student Achievement 8th Grade NAEP Results



Source: IES - National Center for Education Statistics

Construction Costs



Appropriation Request 2009-2010 Biennium

Budget Account	Capital Funds	Minor Capital Funds	Major Maintenance	Totals
Capital Construction	\$388,000,000	\$0	\$84,182,098	\$472,182,098
Emergency Funding	\$0	\$0	\$0	\$0
09/10 Inflation Funding	\$0	\$0	\$0	\$0
Engineering & Technical Services	\$4,100,000	\$0	\$0	\$4,100,000
SFC Contingency	\$0	\$0	\$0	\$0
Infrastructure	\$3,000,000	\$0	\$0	\$3,000,000
<i>GRAND TOTAL</i>	\$395,100,000	\$0	\$84,182,098	\$479,282,098

MAJOR CAPITAL SUMMARY

Biennium Budget	Appropriation Total	Completed & Obligated Projects Underway	Remaining Balance
Pipeline	\$77,095,099	\$76,493,617	\$601,482
2003/2004	\$45,821,521	\$44,992,608	\$828,913
2005/2006	\$280,297,896	\$280,297,896	\$0
2007/2008	\$363,540,494	\$354,787,332	\$8,753,162
2005/2006 Inflation	\$30,515,019	\$30,515,019	\$0
2007/2008 Contingency	\$11,000,000	\$5,505,266	\$5,494,734
2009/2010 Request	\$388,000,000	\$0	\$0
GRAND TOTAL	\$1,196,270,029	\$792,591,738	\$15,678,291

MINOR CAPITAL

Biennium Budget Yrs	Appropriation	Contracted to Districts	Expenditures To Date	Balance
2005/2006	\$18,378,120	\$18,378,120	\$9,003,721	\$9,374,399
2007/2008	\$36,194,643	\$36,194,643	\$7,530,224	\$28,664,419

NOTE: Minor Capital funding did not exist prior to 2005-2006

MAJOR MAINTENANCE

Budget Yrs	Appropriation	680 Expenditures To Date	Balance	# of Projects Addressed
2003	\$21,457,569		\$21,457,569	
2004	\$33,229,391	\$27,619,590	\$5,609,801	1,893
2005	\$32,674,111	\$30,964,512	\$1,709,599	2,012
2006	\$35,106,292	\$31,493,033	\$3,613,259	1,543
<i>Sub-Total</i>	<i>\$122,467,363</i>	<i>\$90,077,135</i>	<i>\$32,390,228</i>	<i>5,448</i>
2007	\$36,346,788			
2008	\$40,261,179			
GRAND TOTAL	\$199,075,330	\$90,077,135	\$32,390,228	5,448

NOTE: 2007 Expenditures are due to SFC on November 1, 2007. Legislative authority 8% & 10% - emergency reserve

Where are we today?

- As a result of the flexibility given by the Legislators, our first priority was to commit and obligate previous appropriations, which was accomplished in March 2007.
 - Based on prior years' analysis and prioritization
 - \$363 million was obligated
 - \$8.8 million remains un-obligated
- Other Objectives:
 - Predictable data-driven processes have been created
 - Prioritization accomplished by collaboration
 - Capacity for efficient deployment of funds was developed in consultation with:
 - Economic & Analysis Division
 - Contractor's Associations
 - Past Experience
 - Past SFC Experience



Where are we today?

- New guidelines developed through collaboration
- Need Identification Index (NI Index):
 - Facilitate review of needs within districts which will result in development of a state-wide project list
 - Accurate and timely cost estimation

Where are we headed?

- Better coordination and management of major maintenance, real property and community impact issues
- Rules and Regulation changes to reflect new processes
- Perfection of processes
 - Tools – brought “in-house”
 - Assessment
 - Suitability
 - Capacity
- Projected cost of future construction/renovation/maintenance